


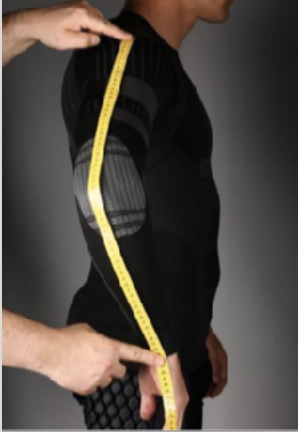



## Leather Suit Measurement

Follow the instructions carefully and use the photos as an aid. We urge you to repeat and double check all measures. All measurements must be measured in centimetres with a soft ruler tape. Take the measurements with the help of a second person. The measuring tape should have just one finger of slack (finger between tape and body part) when recording. DO NOT add extra slack to any measures. The white marked measurements in below pictures are the measurements of our model and should give a reference.

 <p>Measure around the fullest part of the chest while holding the tape high under the arms. Be sure that tape does not fall down on the back. Measure with AND without back protector and record both in table at bottom of document.</p>		 <p>Over belly button</p>
<p>1. Chest = 92 cm        Chest with Back Protector = 97 cm</p>	<p>Info: The belly button (Navel) forms the waist for all following measurements</p>	<p>2. Waist (Navel) = 77 cm        With Back Protector = 81 cm</p>
 <p>Measure the neck.        NOTE: Hold tape around neck, then turn head to the left <u>before</u> taking the measurement.</p>	 <p>Find the top of the shoulder bone. Measure to the wrist bone around elbow (as shown).        NOTE: A slight bend of elbow as shown - you can rest hand on upper thigh (see final page notes for more info)</p>	
<p>3. Neck = 37 cm</p>	<p>4. Full outer arm length = 63 cm to the middle of wrist bone</p>	<p>5. Shoulder to elbow = 35 cm        NOTE: Keep your finger at the finishing elbow point (for next measurement)</p>



6. Elbow to wrist = 28cm

NOTE: Measure from point at elbow where you finished Point 6 measurement



Bend elbow 90 degrees, make a tight fist, and flex the biceps. Measure around the largest part of the flexed biceps.



Bend arm 90 degrees, make a tight fist, and flex the forearm. Measure around the largest part of the flexed forearm.

7. Biceps = 34 cm over the thickest part

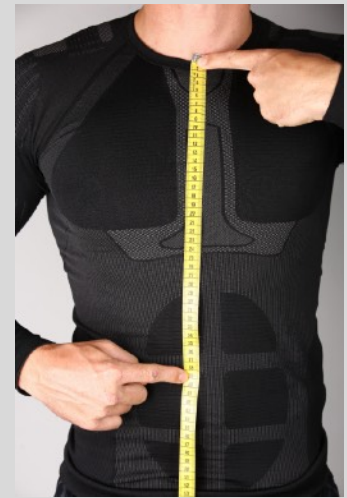
8. Forearm circumference = 32cm over the thickest point




9. Wrist = 17 cm



10. Shoulder to Shoulder = 45 cm (from bone to bone)





11. Neck to Navel = 35 cm



12. Neck to waistline (height of the belly button) = 41 cm



13. From the base of neck (front) through the crotch to the base of neck (back) = 145 cm



14. Hip/ Bum (thickest point) = 89 cm  
Measure over the thickest point



15. Upper Thigh = 54 cm  
Do a partial crouch, and flex the thigh before measuring.



16. Lower Thigh = 42 cm  
Flex the knee and thigh before measuring, approx 15cm up from centre of knee



17. Knee = 38 cm  
Flex Knee 90 Degrees before taking measure



18. Calf = 36 cm Measure around largest part



19. Ankle = 19cm  
Measure above ankle bone (not over it). We recommend 5cm above centre of ankle bone (flat part of leg before rise of ankle)

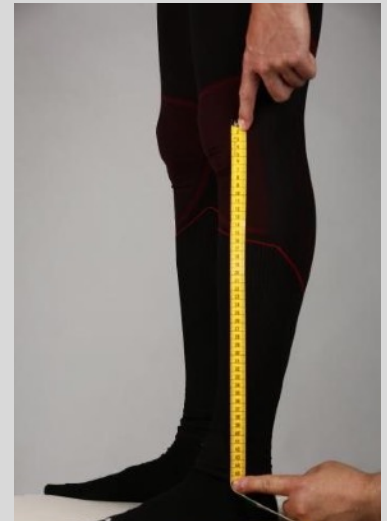




20. Inseam = 66 cm  
 Measure from the top of the crotch to above the ankle bone (where you want suit to stop)



21. Waist (navel height) to the centre of knee cap = 60 cm



22. Knee to Ankle = 35 cm  
 Centre of knee to above ankle bone (where you want suit to stop). Approx 5-6cm above the centre of ankle bone



23. Side of the leg, navel height to the above ankle (where you want suit to stop) = 95cm

### IMPORTANT:

#### **Points 4, 5, 6**

Point 4. Complete outer sleeve - this should be equal to measurements 5 (shoulder to elbow) + 6 (elbow to wrist). E.g if your number of point 5 is 35cm and your point 6 is 28cm, Point 4 should be 63cm.

Please measure all 3 points, starting with finding the bone at the top of the shoulder:

Point 4 - From this bone at the top of shoulder, measure to/ around elbow, to 'just before' the wrist bone.

Points 5 & 6: With the same angle of the elbow, measure from the same point at top of shoulder bone to the midpoint of elbow (Point 5), then use THIS point at elbow to measure to the same point just before the wrist bone (as previous) for Point 6. **Point 5 + 6 should equal your Point 4 measurement.**

#### **Points 20, 21, 22, 23**

Please make sure that for points 20 & 23 (measuring to above ankle bone), you measure to where you want the suit to stop above the ankle bone (before the rise of the ankle - we would say approx 5-6cm above the centre of ankle bone) and use this SAME point for the 3 measures. To get a consistent measurement from Navel, you could tie a shoelace around the waist at the Navel height.

Point 21. Starting at navel level, measure to the centre of knee cap, from THIS point at knee cap, measure to above ankle (as explained above) for Point 22.

Point 23. Start from same point at navel level (as in point 21) and measure to above ankle (as explained above).

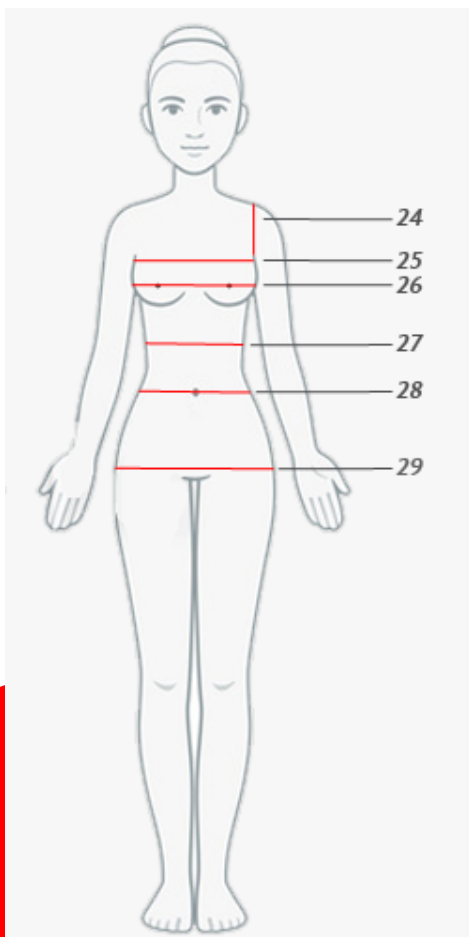
**If above is done correctly, Point 23 should be equal to Points 21 + 22**

Measuring Data:	Measure: (without back protector)	With Back Protector (empty boxes only)
Rider Name:	X	X
Size in cm (from base of neck to the above ankle bone (total length of the leather suit)) Height:		X
Weight in kg:		X
1. Chest = cm Chest		
2. Waistline (Navel) = cm		
3. Neck = cm Neck		X
4. Complete Outer Sleeve (Shoulder to Wrist Bone) = cm Complete outside sleeve length		X
5. Shoulder to Elbow = cm Shoulder to elbow		X
6. Elbow to Wrist = cm Elbow to wrist		X
7. Bicep = cm Biceps		X
8. Forearm = cm Forearm		X
9. Wrist = cm Wrist		X
10. Shoulder to Shoulder = cm Shoulder to shoulder		X
11. Front, Base of Neck to Navel = cm Nack to navel		X
12. Back, Base of Neck to Waistline (Navel) = cm Neck to waistline (back)		
13. Front of Neck through Crotch to Back of Neck = cm From neck through crotch to back of neck		
14. Hips (Thickest Part) = cm Hips/ Bum Biggest Part		X
15. Upper Thigh = cm Upper thigh Widest Part		X
16. Lower Thigh = cm Lower thigh Knee and Thigh Flexed		X

17. Knee = cm Knee Flexed at 90 degrees		X
18. Calf = cm Calf		X
19. Ankle = cm Above ankle bone		X
20. Inseam = cm Inseam, touching crotch to above ankle where you want suit to stop		X
21. Waistline (Navel) to Centre of Knee Cap = cm Waistline to centre of knee		X
22. Knee to Ankle = cm Centre of outside knee to above ankle bone		X
23. Waistline (Navel) to Ankle = cm Side of leg, Navel height to above ankle where you want suit to stop		X

**Riders Signature**

**Date**



Ladies ONLY Measurements Follow the instructions carefully.	without back protector	with back protector
24. Shoulder Circumference = cm From top of shoulder, under armpit and back to top of shoulder		X
25. Chest circumference = cm Tape should be directly under armpits		
26. Bust = cm Measure circumference at nipple height (fullest part of chest)		
27. Mid waist = cm Measure circumference at half way point between the bottom of breast and belly button		
28. Waist (navel) = cm Measure circumference at navel (belly button)		
29. Hips = cm Measure circumference at fullest part of hips		X

By completing this Order Form, you are agreeing to our Terms & Conditions and Privacy Policy set out on our website - <https://www.masssportsuk.com/faq>

\*Mass Sports and Mass Sports UK are not responsible for you providing us with the wrong measurements and there will be no refunds/warranty claims issued if such occurrence arises.



## Riders Contact & Shipping Information

Name

Phone Number

Email

Address

City

County

Postcode

Riders Signature

Date

By completing this Order Form, you are agreeing to our Terms & Conditions and Privacy Policy set out on our website - <https://www.masssportsuk.com/faq>

**\*\*Mass Sports and Mass Sports UK are not responsible for you providing us with the wrong measurements and there will be no refunds/warranty claims issued if such occurrence arises.**